




# 5 Steps to joining the Scrutiny Panel

This step by step guide gives you all you need to know if you want to put yourself forward to join Stonewater's Scrutiny Panel

## 1. Express an interest

-  Drop us an email
-  Give Customer Involvement team a call
-  Visit [stonewater.org](http://stonewater.org) and click Get involved

## 2. Fill in a couple of forms

The customer involvement team will send you an application and declaration form

**As soon as we receive these back from you step 3 begins**

## 3. We'll do some checks

We'll carry out some checks to make sure you are eligible, the checks include:

- Checking your rent account is clear and up to date, or you're keeping to a payment plan
- Your suitability to carry out the role
- You are not the perpetrator in any anti-social behaviour case
- You are not in any legal dispute with us

## 4. Invite to a meeting

If you are successful at Stage 3 we'll invite you to attend a short interview over the phone.

Don't be worried about this, it's just a chat to ensure you know what will be required of you and to listen to your thoughts.

We'll then invite you to a meeting.

## 5. You're now a panel member

And finally... if you are successful at stage 4 you are now a panel member. There is a probation period involved when you join the panel, you must attend 4 meetings.

During the probation period we will have a chat to make sure you have everything you need to help you carry out your role. It's also a chance to ensure the role is right for everyone

## What happens if I'm unsuccessful or I don't think its right for me?

Don't worry, there are lots of other ways you can be involved. The Customer Involvement team will discuss these with you.

Check out our 'Get involved' page on our website [stonewater.org](http://stonewater.org) or visit [thehubb.stonewater.org](http://thehubb.stonewater.org)